



ATTIVA

SUBDERMAL INDUCED HEAT TECHNOLOGY

FACIAL LIFTING

WRINKLES

SKIN TIGHTENING

TABOO ZONES LIFTING

FACE & BODY CONTOURING

HYPER-HIDROSIS

DOUBLE CHIN

S.I.H. Technology™

Subdermal Induced Heat Technology

The Ultimate Technology to Treat Sagging Skin

ATTIVA Subdermal Induced Heat (S.I.H.) Technology is the result of 8 years of technical and scientific research. It is protected by 3 international patents. Our technology is intended for physicians seeking for an efficient and safe solution to treat the signs of aging without surgery. ATTIVA S.I.H. Technology offers patients dramatic aesthetic enhancements to the quality of their skin with no downtime, no scarring and with immediate results.

A new benchmark in the medical treatment of ageing loose skin.



FOR MEDICAL USE ONLY



ATTIVA
SUBDERMAL INDUCED HEAT TECHNOLOGY

PATENTED TECHNOLOGY

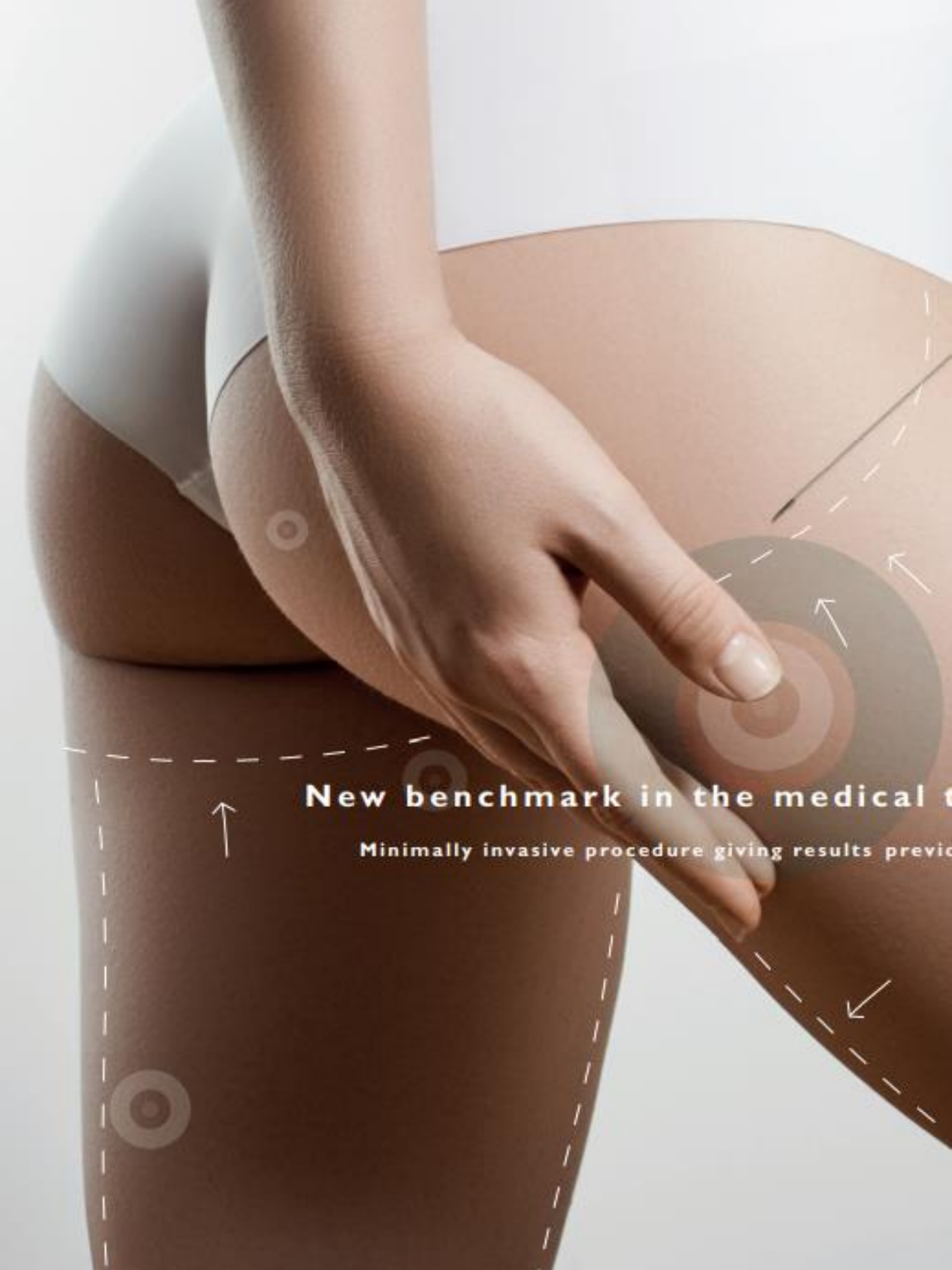
NO DOWNTIME

NO SCARING

IMMEDIATE RESULTS

Specific Contouring and Tightening Treatments that Fulfill the Customer's Needs

- Women and Men today are demanding efficient and safe procedures from their physician to enhance and improve their appearance. As they search for the best solution, they realise that not all Radio Frequency (RF) technologies are the same. They understand the importance of the safety of a temperature controlled procedure to ensure the integrity of their skin. Thanks to the high precision of the ATTIVA treatment, the physician can obtain the best results in terms of skin tightening and body contouring, without scars and with minimal downtime.



New benchmark in the medical t

Minimally invasive procedure giving results previo



Which Procedure for Which Result?

- The most requested treatments by patients over the age of 45 are; to correct the signs of the aging, to tighten loose skin and to treat any excess fat in the face and the body. The biggest areas of concern are the face, the neck and décolleté, the underarms, the abdomen and the inside of the thighs. Using ATTIVA 5LH Technology for the treatment of skin laxity in problem areas such as the underarms and the inside of the thighs means a simple, safe and effective procedure that provides a solution to satisfy an increasing demand from patients.



Non-surgical treatment of ageing loose skin
previously achieved through surgery only.

FOR MEDICAL USE ONLY

FOR MEDICAL USE ONLY


ATTIVA
SUBDERMAL INDUCED HEAT TECHNOLOGY



How does it work?

 **ATTIVA S.I.H. Technology** is a **PATENTED** subdermal induced heat technology based on the modulation of different current types; continuous, fractional and sequential. By uniformly heating the subdermal tissue layers with a powerful but controlled energy, ATTIVA allows a complete mastering of results with the highest

precision. At first the soft tissue is contracted, then there is shrinkage of the collagen structure of the dermis which causes a stimulation of the fibroblast activity in reaction to the procedure's trauma. This fibroblast activity stimulates the elastin production and the synthesis of new collagen.

Certified protocols
Clinical studies
Scientific support



**A unique solution
for face lifting,
skin tightening
and body contouring**

FACE



Safety

- To ensure the patient's safety, ATTIVA S.I.H. Technology has a built-in Double Temperature Control on the cannula. This combined with an external thermo control camera allows a constant monitoring of the probe inside the tissues and of the superficial skin temperature. ATTIVA S.I.H. Technology delivers optimal results through a minimally-invasive procedure, for facial lifting, body contouring and skin tightening.

The double real time temperature control and the high precision of the thermocouple provide an unequalled safety level during the entire procedure with a complete focus on the treated area.

The proprietary software and patented subdermal induced heat technology allows the practitioner precise control of the thermal diffusion from the deep tissues up to the skin's surface.

PATIENT'S BENEFITS

Patient's benefits

- People today demand efficient and safe procedures from their physician in order to improve their skin quality and body contour. The realization that exogenous treatments are not enough to solve their skin problems, coupled with the fear of surgery, lead many to opt for non-surgical minimally invasive technology. **ATTIVA S.L.H. Technology** achieves long lasting results with a minimal downtime and no excisional scars.

RESULTS



Before

After

Dr. G. Mauliu



Before

After

Dr. G. Mauliu



Before

After

Dr. M. Baccicella



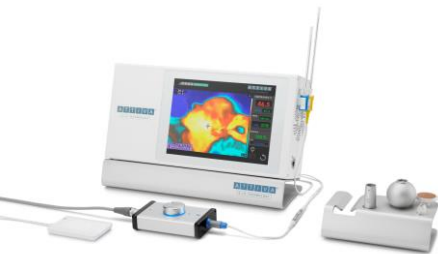
Before

After

Dr. G. Mauliu

Clinical Studies

The efficiency of Attiva is scientifically proven by clinical studies. New scientific research is ongoing in Italy and in Europe (updates available on website www.attivarf.com).



Highly-sensitivity thermal imaging camera for an accurate control of the skin temperature

Cannulas' length:
3, 10, 15, 20 cm / from 22G to 16G



Body handpiece combining two functions: monopolar and bipolar RF



Packages contents

PACKAGE A



ATTIVA Base unit



Machine/Body handpiece support



Handpiece with interchangeable heads support



Gel pack 260g



Vegetable Glycerin 99.5%
500 mL pack



Use and maintenance manual



Operative manual

ACCESSORY KIT



Power cable



Handpiece cable



Steel plate 150x200mm with 3mt cable



3Mt Electrosurgical disposable mono-ground pad cable



N°10 Electrosurgical disposable mono-ground pad 7805

AESTHETIC MEDICINE HANDPIECE KIT



CAPACITIVE BODY handpiece mono/bipolar



Removable head handpiece handle



FACE BIPOLAR 5x2 removable head - Mod.: B5X2



FACE BIPOLAR 32 removable head - Mod.: B32

PACKAGE B

ENDODERMIC HANDPIECE KIT



ENDODERMIC handpiece

PEDAL KIT



PEDAL with 2m cable

ELECTRODES/CANNULA KIT



RFEL-R100-IE
100mm RF ELECTRODE



RFEL-R150-IE
150mm RF ELECTRODE



BLUNT CANNULA N°1 Packages 10 pcs
RF00 0100 22-R10A



BLUNT CANNULA N°1 Packages 10 pcs
RF00 0150 20-R10A



Electrodes ADAPTER CABLE

THERMAL CAMERA KIT



THERMAL CAMERA equipped with:
- SUPPORT
- FLEXIBLE COUPLING



STATIVE



THERMAL CAMERA ETHERNET CABLE 2mt




THERMAL CAMERA CABLE EXTENDER 1mt

TECHNICAL SPECIFICATIONS

Device RFP-AM 02	Model	ATTIVA
Medical Device class	IIb	
Output Power Esodermic treatments	Max 115W @100 ohm	
Output Power Endodermic treatments	Max 20W @100 ohm	
Frequency	Fixed : +/- 5% in the range 300KHz + 800KHz (depending on the connected handpiece) 400KHz : +/- 5% 300KHz : +/- 5%	
Functioning mode	CONTINUOUS PULSED SEQUENTIAL FREQUENCY CONTROLLED TEMPERATURE	
Temperature measurement and control (only with endodermic handpiece)	30°C + 90°C	
Display	Color 10.4" TFT with touch screen	
Power supply	230Vac +/- 10% 50/60Hz	
Absorbed maximum power	342VA	
Safety class	I BF	
Fuse	2 x 5AF 250V	
Dimension	38,5 x 20,5 x 10 cm	
Weight (Base Unit)	5.8 Kg	
Protection degree	IP20	
Functioning temperature	15°C + 40°C	
Cooling	Forced air ventilation	
Connections	Handpiece cable Plate Pedal USB Port Ethernet/Thermal camera 230Vac Power supply	
Audio	Stereophonic 1W	

Base Unit mechanical dimensions:





ATTIVA

SUBDERMAL INDUCED HEAT TECHNOLOGY

ELECTROMEDICAL DEVICE,

EXCLUSIVELY DESIGNED AND MANUFACTURED

IN ITALY.

ITALIAN
ENGINEERING

Via dell'Elettricista 38, 40138 Bologna (BO) Italy

Email: info@italianengineering.it

Tel: +39 051 60 13 915

Fax: +39 051 45 95 986